

An Overview on China Talc Import and Export in 2021

Export



Quantity: 818kt

Amount: USD180 million

Import

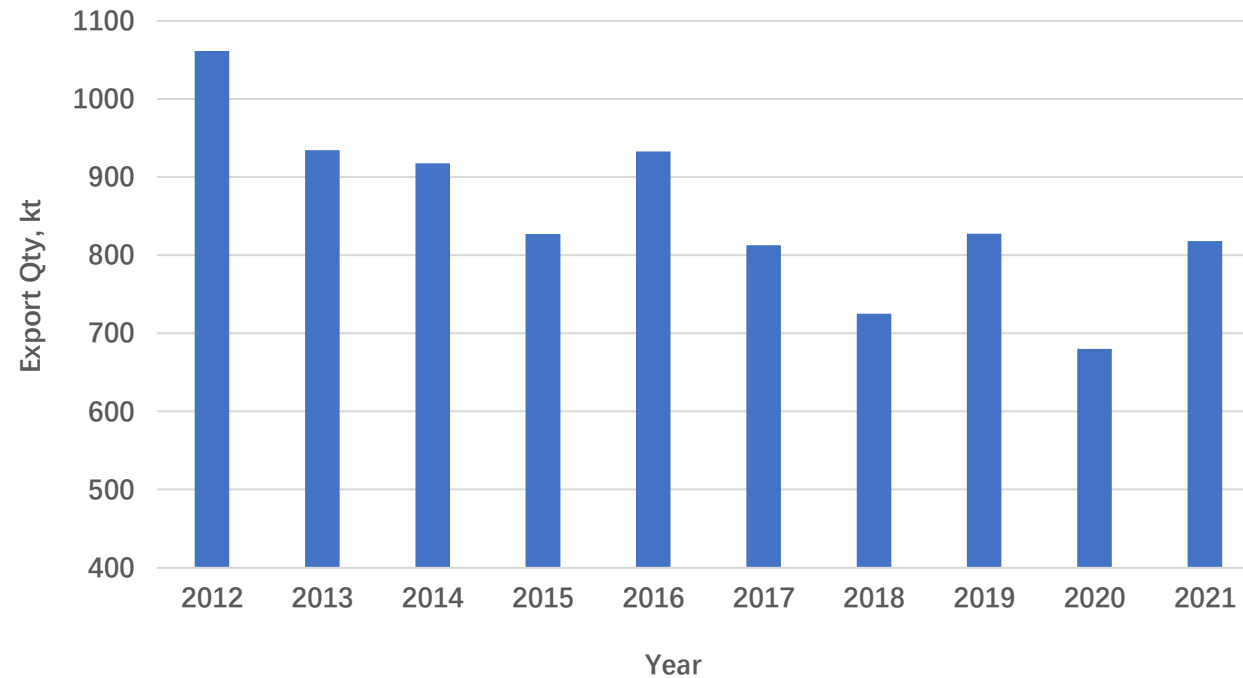


Quantity: 71.8kt

Amount: USD40 million

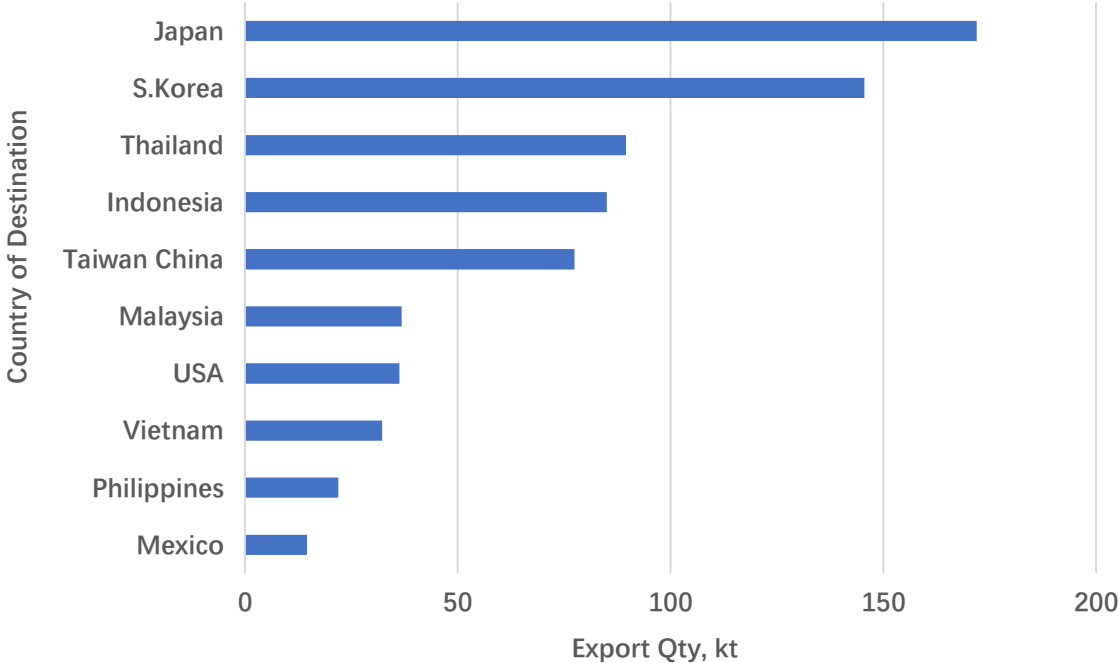
China Talc Export 2012-2021, kt

- The export quantity in 2020 dropped by 17.83% compared with that in 2019 before the COVID-19 pandemic, the lowest in 30 years
- The export quantity in 2021 resumed to the level in 2019, surpassing that in 2018



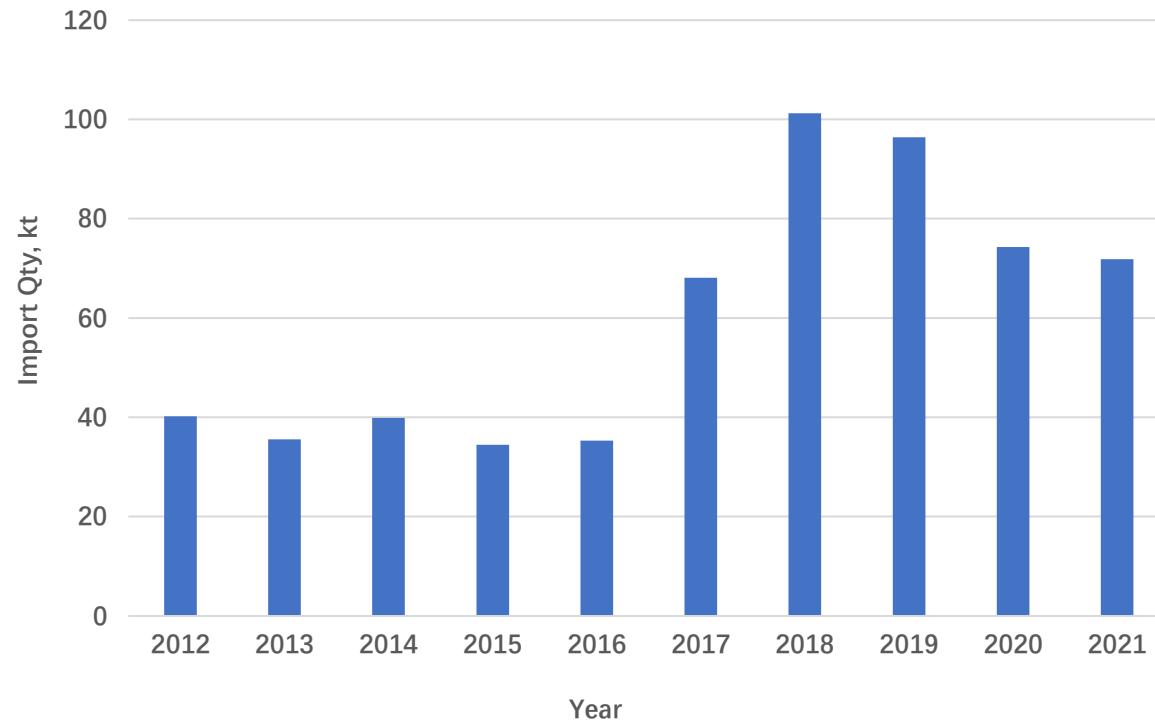
The Major Talc Export Destinations and Their Quantities in 2021, kt

- China exported to 95 countries and areas. The top 10 destinations accounted for 86% of the total quantity while the top 20 accounted for 95%
- Asia is the largest and the most important market, accounting for 80% of total quantity



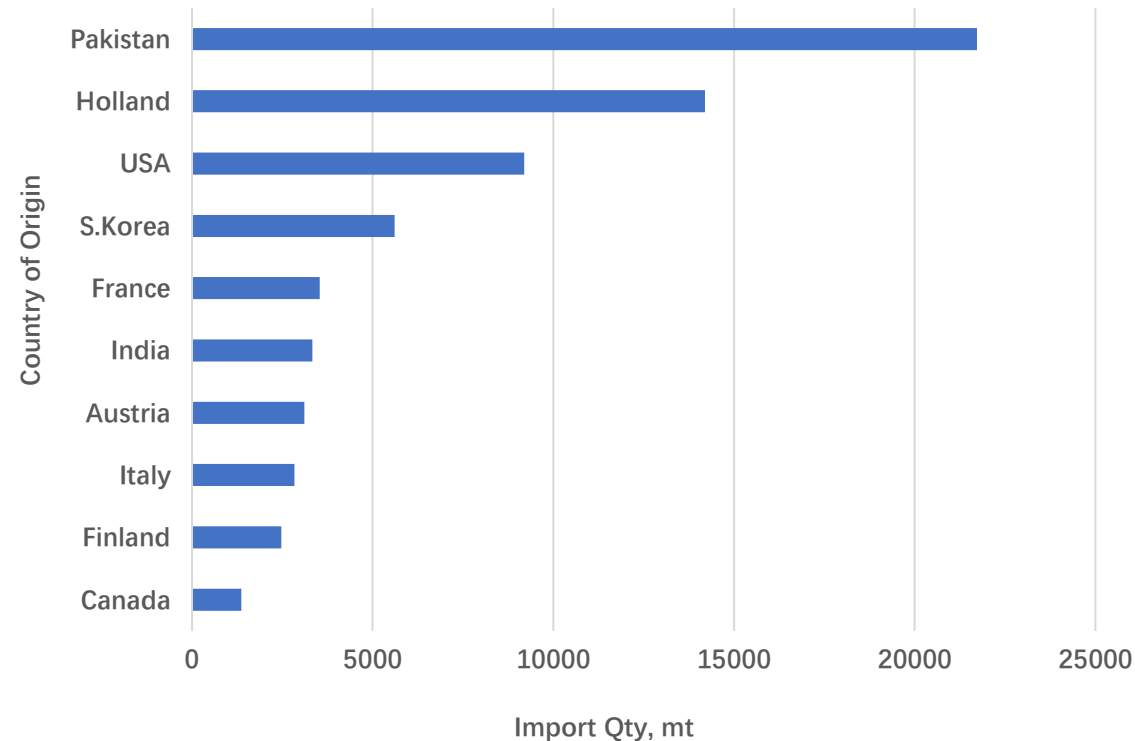
China Talc Import 2012-2021, kt

The import quantity in 2021 dropped by 22.5% compared with that in 2019 before the COVID 19 while the quantity in 2020 dropped by 22.9%.



The Country of Origin for Talc Import in 2021, mt

- China Imported talc from 27 countries with top 10 accounting for 93.9% of the total quantity
- The imports from Pakistan and India were mainly crude ore and from other countries were ground powder



Outlook

China talc industry lifted its safety, environmental protection, and resource comprehensive utilization significantly during the past 5 years, laying solid foundation for sustainable growth in next 5 years as well as long term development.

China will still be the largest talc producer, consumer and exporter in the next 10 years at least.

The China export quantity in 2022 will remain the same level as that in 2021.

The import quantity in 2022 will keep restorative growth.

For more and detailed information on Chinese talc
please visit: www.haichenco.com

Or contact:

Dr. Jia Xiu Zxhuang

The secretary general of China Talc Association
jia@haichenco.com

M +86 139 09855037

WeChat: 13909855037

